



Strong Start to reading™
"Making a difference in the life of a child"



What you need:

A story that uses rhyming word families

A small spiral notebook

Scissors

Marker

Playing the Game:





Learning Connections:



This activity provides opportunities to

- develop an awareness that words can rhyme.
- develop a knowledge of the letters of the alphabet including the sounds they make.
- automatically read and understand some high frequency words.

Word Family Flip Book



1. Read a book to notice the rhyming word families (optional).
2. Open your spiral notebook and cut across 4 or 5 pages at about 1/3 of the page.
3. Tear the larger cut pieces across at the spiral.
4. Print a word family ending on the larger piece that remains.
5. Print a letter on each of the small pieces that remain.
6. Flip the letters down to form new words saying, "If s-a-t says 'sat', then h-a-t says 'hat' and c-a-t says 'cat'" continuing until all the letters have been flipped down.
7. Use the **Word Families** reference sheets to make more pages in your notebook.



To translate, see next page.

Strong Start is a registered trademark of Strong Start Charitable Organization. Strong Start To Reading is a trademark of Strong Start Charitable Organization.

Strong Start to Reading™ At-Home Resources Copyright © 2022 Strong Start Charitable Organization. Except as otherwise limited by applicable law, any reproduction or distribution of these materials strictly for non-commercial purposes is permitted provided that you retain this attribution notice on all such copies. All rights not expressly granted herein are reserved by Strong Start Charitable Organization.

TO TRANSLATE: Highlight the text below and copy, then click on the **GOOGLE TRANSLATE** link below and paste your text and choose your language.

Word Family Flip Book

What you need:

A story that uses rhyming word families. A small spiral notebook. Scissors. Marker.

Playing the Game:

1. Read a book to notice the rhyming word families (optional).
2. Open your spiral notebook and cut across 4 or 5 pages at about 1/3 of the page.
3. Tear the larger cut pieces across at the spiral.
4. Print a word family ending on the larger piece that remains.
5. Print a letter on each of the small pieces that remain.
6. Flip the letters down to form new words saying, "If s-a-t says 'sat', then h-a-t says 'hat' and c-a-t says 'cat'" continuing until all the letters have been flipped down.
7. Use the Word Families reference sheets to make more pages in your notebook.

Learning Connections:

This activity provides opportunities to

- develop an awareness that words can rhyme.
- develop a knowledge of the letters of the alphabet including the sounds they make.
- automatically read and understand some high frequency words.





Strong Start to reading™
"Making a difference in the life of a child"

Word Families

at

sat
mat
cat
hat
rat
pat
fat
vat

an

can
man
tan
ran
fan
ban
pan
van

en

ten
hen
pen
when
den
men

et

pet
met
wet
set
bet
get
let
set
vet

it

sit
pit
hit
fit
bit
kit
lit

in

tin
sin
win
bin
fin
pin

ot

hot
pot
cot
lot
dot
got
not
rot

op

hop
pop
cop
top
mop

un

sun
bun
run
fun

up

pup
cup

ing

sing
ping
ring
wing
bing
king
ding

and

sand
band
hand
land



To translate, see next page.

TO TRANSLATE: Highlight the text below and copy, then click on the **GOOGLE TRANSLATE** link below and paste your text and choose your language.

Word Families

at sat mat cat hat rat pat fat vat
an can man tan ran fan ban pan van
en ten hen pen when den men
et pet met wet set bet get let set vet
it sit pit hit fit bit kit lit
in tin sin win bin fin pin
ot hot pot cot lot dot got not rot
op hop pop cop top mop
un sun bun run fun
up pup cup
ing sing ping ring wing bing king ding
and sand band hand land

