



Strong Start to reading™
"Making a difference in the life of a child"



What you need:

Songs or poems with rhyming words

Playing the Game:





Learning Connections:

This activity provides opportunities to

- develop an awareness that words can rhyme.
- explore sounds, rhythms, and language structures.

Rhyming



1. Sing the song or recite the poem.
2. Stop before the word that will need to rhyme.
3. Think of a rhyming word to add to the end of the sentence.
4. Down by the Bay is a great choice for this game:

*Down by the bay
Where the watermelons grow
Back to my home
I dare not go
For if I do
My mother will say
"Did you ever you ever see a goose
kissing a moose"
Down by the bay*

If you don't know the song, you can listen here:

<https://www.youtube.com/watch?v=jAjhLexlrDc>



To translate, see next page.

Strong Start is a registered trademark of Strong Start Charitable Organization. Strong Start To Reading is a trademark of Strong Start Charitable Organization.

Strong Start to Reading™ At-Home Resources Copyright © 2022 Strong Start Charitable Organization. Except as otherwise limited by applicable law, any reproduction or distribution of these materials strictly for non-commercial purposes is permitted provided that you retain this attribution notice on all such copies. All rights not expressly granted herein are reserved by Strong Start Charitable Organization.

TO TRANSLATE: Highlight the text below and copy, then click on the **GOOGLE TRANSLATE** link below and paste your text and choose your language.

Rhyming

What you need:

Songs or poems with rhyming words.

Playing the Game:

1. Sing the song or recite the poem.
2. Stop before the word that will need to rhyme.
3. Think of a rhyming word to add to the end of the sentence.
4. Down by the Bay is a great choice for this game:

Down by the bay

Where the watermelons grow

Back to my home

I dare not go

For if I do

My mother will say

“Did you ever you ever see a goose

kissing a moose”

Down by the bay

If you don't know the song, you can listen here:

<https://www.youtube.com/watch?v=jAjhLexlrDc>

Learning Connections:

This activity provides opportunities to

- develop an awareness that words can rhyme.
- explore sounds, rhythms, and language structures.





Strong Start to reading™
"Making a difference in the life of a child"



What you need:

Books that are written
in rhyme

Playing the Game:





Learning Connections:


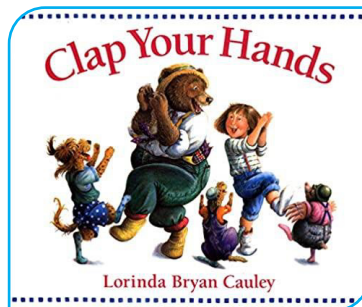
This activity provides
opportunities to

- develop an awareness that words can rhyme.
- explore sounds, rhythms, and language structures.
- develop an interest in reading.
- develop an awareness that text can convey ideas or messages.

Rhyming Words in Books



1. Read the book together
2. Read the book again stopping before you read the word that will rhyme.
3. Predict what the next word will be based on rhyme.
4. Think of other words that will also rhyme and insert them instead of the word in the book.
5. Challenge your child to write the rhyming word before you reveal it. Can they write other words that rhyme to make a rhyming list?



To translate, see next page.

Strong Start is a registered trademark of Strong Start Charitable Organization. Strong Start To Reading is a trademark of Strong Start Charitable Organization.

Strong Start to Reading™ At-Home Resources Copyright © 2022 Strong Start Charitable Organization. Except as otherwise limited by applicable law, any reproduction or distribution of these materials strictly for non-commercial purposes is permitted provided that you retain this attribution notice on all such copies. All rights not expressly granted herein are reserved by Strong Start Charitable Organization.

TO TRANSLATE: Highlight the text below and copy, then click on the **GOOGLE TRANSLATE** link below and paste your text and choose your language.

Rhyming Words in Books

What you need:

Books that are written in rhyme.

Playing the Game:

1. Read the book together
2. Read the book again stopping before you read the word that will rhyme.
3. Predict what the next word will be based on rhyme.
4. Think of other words that will also rhyme and insert them instead of the word in the book.
5. Challenge your child to write the rhyming word before you reveal it. Can they write other words that rhyme to make a rhyming list?

Learning Connections:

This activity provides opportunities to

- develop an awareness that words can rhyme.
- explore sounds, rhythms, and language structures.
- develop an interest in reading.
- develop an awareness that text can convey ideas or messages.

