



## Slides for Facilitators to Support Program Delivery



# Language Strategy – Use Touch & Gestures

touch and gesture   imitate   repeat   label   interpret   expand



- Babies learn about the world by exploring their environment using their senses. They use gestures and touch to communicate with you:
  - e.g. Baby waving "bye, bye".
- Add meaning to the words you say by using gestures:
  - e.g. Say: "I'm tired", then rub your eyes and yawn.



# Language Strategy - Imitate

touch and gesture   imitate   repeat   label   interpret   expand

**Baby Connections® Song Time**

To help you continue to nourish your baby's brain and literacy development, we'd like to offer you a free download of our album.





- 20-track specialty resource
- supports emergent literacy through song
- includes interactive "brain-based" movement tracks by RONNO & Liz Jones-Twomey of Kids-Move + guidebook

\$25 value

**\*FREE DOWNLOAD\***

Yn8c-n9yb





- Right from birth, babies are attuned to observe and imitate. They learn by copying others.
- Copy what baby is doing and see if baby will copy you. Imitate:
  - Actions
  - Sounds
  - Gestures
  - Words
  - Facial expressions



# Language Strategy - Label

touch and gesture    imitate    label    interpret    expand    repeat





- Babies need to hear the same words over and over to begin understanding their meaning.
- Label:
  - Objects
  - Actions
  - Sounds
  - People
  - Feelings
  - Pictures



# Language Strategy - Interpret

touch and gesture    imitate    label    interpret    expand    repeat





- Interpreting means saying what baby would say if they could. It is a way of modelling language for baby.
- Listen and watch baby, then interpret their babbles and actions:
  - e.g. "Are you flapping your wings?"





# Language Strategy - Expand

touch and gesture    imitate    label    interpret    expand    repeat



- Expanding on what baby is saying helps them connect words and concepts and increases vocabulary.
- Add a few more words to describe what baby is saying:
  - e.g. Baby says: "bee".  
You say: "yellow bee" or "Bee has wings".



# Language Strategy – Repeat! Repeat! Repeat!

touch and gesture    imitate    label    interpret    expand    repeat

**Baby Connections® Song Time**

To help you continue to nourish your baby's brain and literacy development, we'd like to offer you a free download of our album.




\$25 value

- 20-track specialty resource
- supports emergent literacy through song
- includes interactive "brain-based" movement tracks by RONNO & Liz Jones-Twomey of Kids-Move + guidebook

**\*FREE DOWNLOAD\***

Yn8c-n9yb



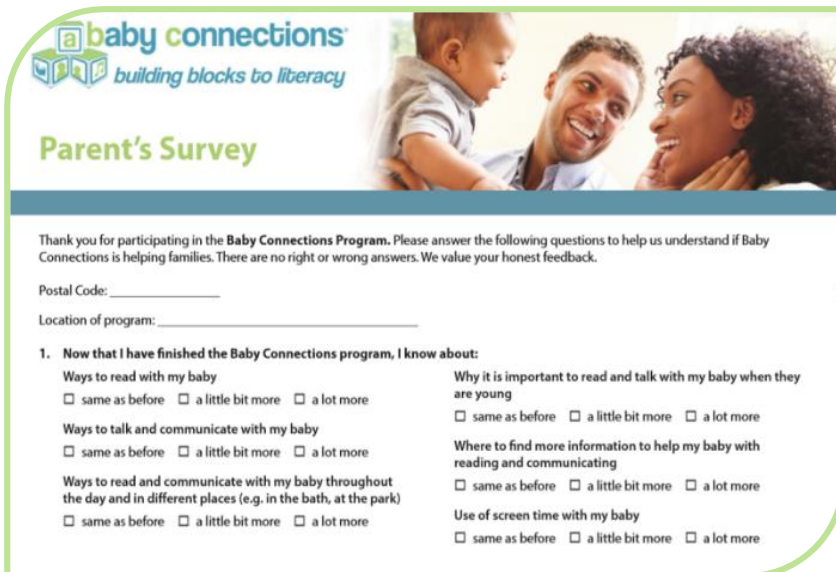
- Repetition helps baby's brain develop a strong foundation for learning and language.
- Hearing the same words, stories and songs many times, helps baby learn how language works. Baby will be learning when you:
  - sing the same songs
  - reread favourite books
  - say familiar words and phrases.



# Parent Feedback & Program Evaluation

We are able to offer the program and the kits of materials at no cost because of the generous financial support from businesses and community foundations.

**Help us ensure that this program is available in the future!**



**a baby connections**  
building blocks to literacy

## Parent's Survey

Thank you for participating in the **Baby Connections Program**. Please answer the following questions to help us understand if Baby Connections is helping families. There are no right or wrong answers. We value your honest feedback.

Postal Code: \_\_\_\_\_

Location of program: \_\_\_\_\_

**1. Now that I have finished the Baby Connections program, I know about:**

<b>Ways to read with my baby</b> <input type="checkbox"/> same as before <input type="checkbox"/> a little bit more <input type="checkbox"/> a lot more	<b>Why it is important to read and talk with my baby when they are young</b> <input type="checkbox"/> same as before <input type="checkbox"/> a little bit more <input type="checkbox"/> a lot more
<b>Ways to talk and communicate with my baby</b> <input type="checkbox"/> same as before <input type="checkbox"/> a little bit more <input type="checkbox"/> a lot more	<b>Where to find more information to help my baby with reading and communicating</b> <input type="checkbox"/> same as before <input type="checkbox"/> a little bit more <input type="checkbox"/> a lot more
<b>Ways to read and communicate with my baby throughout the day and in different places (e.g. in the bath, at the park)</b> <input type="checkbox"/> same as before <input type="checkbox"/> a little bit more <input type="checkbox"/> a lot more	<b>Use of screen time with my baby</b> <input type="checkbox"/> same as before <input type="checkbox"/> a little bit more <input type="checkbox"/> a lot more





Please complete a short **Parent Feedback and Program Evaluation** to share feedback on your baby's experience in the program.





# Use the strategies anytime and anywhere

touch and gesture    imitate    label    interpret    expand    repeat



**Baby Connections® Song Time**

To help you continue to nourish your baby's brain and literacy development, we'd like to offer you a free download of our album.



- 20-track specialty resource
- supports emergent literacy through song
- includes interactive "brain-based" movement tracks by RONNO & Liz Jones-Two of a Kid's-Move + guidebook

\$25 value

**\*FREE DOWNLOAD\***

Yn8c-n9yb

